

# Guru Nanak College Budhlada

## Mapping of attainment of Programme outcomes and Course outcomes

### Attainment levels for Course Outcomes


#### For University Examination

Level 1	Below 45% of Students securing more than average marks
Level 2	45% - 60% of Students securing more than average marks
Level 3	Above 60% of Students securing more than average marks

#### For Internal Examination

Level 1	Below 60% of Students securing more than average marks
Level 2	60% - 80% of Students securing more than average marks
Level 3	Above 80% of Students securing more than average marks



  
Principal  
Guru Nanak College  
BUDHLADA

**Attainment levels for Programme Outcomes**


<b>PO level</b>	<b>Target attainment</b>
<b>Level 1</b>	0.5 - 1.0
<b>Level 2</b>	1.0 - 1.5
<b>Level 3</b>	1.5 - 2.0
<b>Level 4</b>	2.0 - 2.5
<b>Level 5</b>	2.5 - 3.0




*AS*  
*B2*  
Principal  
Guru Nanak College  
BUDHLADA

**Target Attainment Levels of all Departments and their programmes**


Sr. No	Programme	Average attainment of programme by direct method	Average attainment by indirect method	80% of average attainment of programme by direct method (I)	20% average attainment by indirect method (II)	Average attainment of Programe Outcome (I+II)	Target level attainment
1	B.A	2.85	2	2.28	0.4	2.68	5
2	BBA	3	1	2.40	0.2	2.60	5
3	B.Com	3	1	2.40	0.2	2.60	5
4	B.Com (H)	2.75	2	2.20	0.4	2.60	5
5	M.Com	2.84	1	2.27	0.2	2.47	4
6	BCA	2.6	1	2.08	0.2	2.28	4
7	B.Voc (Software Development)	3	2	2.40	0.4	2.80	5
8	B.Voc (Cyber Security)	3	1	2.40	0.2	2.60	5
9	PGDCA	2.52	1	2.02	0.2	2.22	4
10	MCA	3	1	2.40	0.2	2.60	5
11	M.Sc IT + Lateral Entry	2.93	1	2.35	0.2	2.55	5
12	B.Lib	3	3	2.40	0.6	3.00	5
13	M.Lib	3	2	2.40	0.4	2.80	5
14	B.Sc (Medical)	3	3	2.40	0.6	3.00	5
15	B.Sc (Non-Medical)	3	3	2.40	0.6	3.00	5
16	M.Sc.(Physics)	3	2	2.40	0.4	2.80	5
17	M.Sc.(Chemsitry)	3	3	2.40	0.6	3.00	5
18	B.Sc. (Agricuture Honours)	3	1	2.40	0.2	2.60	5
19	B.Voc (Fashion Technology)	3	3	2.40	0.6	3.00	5
20	B.Voc (Garment Designing)	3	3	2.40	0.6	3.00	5
21	M.Sc. (Fahion Technology)	3	3	2.40	0.6	3.00	5
22	B.Voc (Food Processing)	3	2	2.40	0.4	2.80	5
23	M.A. (English)	3	2	2.40	0.4	2.80	5



  
 Principal  
 Guru Nanak College  
 BUDHIADA

24	M.A. (Punjabi)	3	1	2.40	0.2	2.60	5
25	M.A. (Hindi)	3	3	2.40	0.6	3.00	5
26	M.A. (History)	3	1	2.40	0.2	2.60	5
27	M.A. (Political Science)	3	1	2.40	0.2	2.60	5
28	M.A. (Music)	3	3	2.40	0.6	3.00	5
29	M.Sc. (Mathematics)	3	2	2.40	0.4	2.80	5





  
**Principal**  
**Guru Nanak College**  
**BUDHLADA**

**Department of Humanities**

**Calculation of Programme Outcome Attainment for the Academic Year 2021-22**

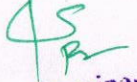
Class & Sem	Name of the Course	% of students scoring more than 60% marks in university exams	Level of attainment	80% of attainment level in university exams (I)	% of students scoring more than 60% marks in internal exams	Level of attainment	20% of attainment level in internal exams (II)	Attainment of Course (I+II)
B.A-III (Sem-V)	English Compulsory	99.30	3	2.4	100	3	0.6	3.0
	Punjabi Compulsory	99.30	3	2.4	100	3	0.6	3.0
	English Lit	96.63	3	2.4	100	3	0.6	3.0
	Punjabi Lit	97.86	3	2.4	100	3	0.6	3.0
	Hindi Lit	100.00	3	2.4	100	3	0.6	3.0
	History	100.00	3	2.4	100	3	0.6	3.0
	Pol Sci	96.77	3	2.4	100	3	0.6	3.0
	Religion	99.01	3	2.4	100	3	0.6	3.0
	Sociology	96.80	3	2.4	100	3	0.6	3.0
	Defence Studies	97.96	3	2.4	100	3	0.6	3.0
	Physical Education	100.00	3	2.4	100	3	0.6	3.0
	Music(V)	94.00	3	2.4	100	3	0.6	3.0
	Home Sci.	100.00	3	2.4	100	3	0.6	3.0
	Fashion Designing	100.00	3	2.4	100	3	0.6	3.0
	Fine Arts	100.00	3	2.4	100	3	0.6	3.0
	Computer	100.00	3	2.4	100	3	0.6	3.0
	Economics	100.00	3	2.4	100	3	0.6	3.0
Mathematics	100.00	3	2.4	100	3	0.6	3.0	
Public Administration	97.96	3	2.4	100	3	0.6	3.0	
B.A-III (Sem-VI)	English Compulsory	33.61	1	0.8	100	3	0.6	1.4
	Punjabi Compulsory	56.86	2	1.6	100	3	0.6	2.2
	English Lit	23.86	1	0.8	100	3	0.6	1.4
	Punjabi Lit	91.65	3	2.4	100	3	0.6	3.0



  
 Principal  
 Guru Nanak College  
 BUDHLADA

Hindi Lit	61.54	3	2.4	100	3	0.6	3.0
History	38.71	1	0.8	100	3	0.6	1.4
Pol Sci	94.20	3	2.4	100	3	0.6	3.0
Religion	72.64	3	2.4	100	3	0.6	3.0
Sociology	69.35	3	2.4	100	3	0.6	3.0
Defence Studies	93.88	3	2.4	100	3	0.6	3.0
Physical Education	92.08	3	2.4	100	3	0.6	3.0
Music(V)	94.00	3	2.4	100	3	0.6	3.0
Home Sci.	100.00	3	2.4	100	3	0.6	3.0
Fashion Designing	100.00	3	2.4	100	3	0.6	3.0
Fine Arts	100.00	3	2.4	100	3	0.6	3.0
Computer	94.55	3	2.4	100	3	0.6	3.0
Economics	69.57	3	2.4	100	3	0.6	3.0
Mathematics	97.83	3	2.4	100	3	0.6	3.0
Public Administration	87.76	3	2.4	100	3	0.6	3.0
<b>Total</b>							<b>108.40</b>
<b>Average</b>							<b>2.85</b>



  
 Principal  
 Guru Nanak College  
 BUDHLADA

**Department of Commerce & Management**

**Calculation of Programme Outcome Attainment for the Academic Year 2021-22**

Class & Sem	Name of the Course	% of students scoring more than 60% marks in university exams	Level of attainment	80% of attainment level in university exams (I)	% of students scoring more than 60% marks in internal exams	Level of attainment	20% of attainment level in internal exams (II)	Attainment of Course (I+II)
BBA III Sem V	Communication Skills In Punjabi	100	3	2.40	100	3	0.60	3
	Business Research Methods	100	3	2.40	100	3	0.60	3
	Workshop on Time And Workload Management	100	3	2.40	100	3	0.60	3
	Seminar on Summer Internship	100	3	2.40	100	3	0.60	3
	Rural Marketing	100	3	2.40	100	3	0.60	3
	Brand and Product Management	100	3	2.40	100	3	0.60	3
	Management of Industrial Relations	100	3	2.40	100	3	0.60	3
BBA III Sem VI	Industrial Training Project	100	3	2.40	100	3	0.60	3
	Project Report	100	3	2.40	100	3	0.60	3
	Seminar on the Project Report	100	3	2.40	100	3	0.60	3
	Viva-Voce	100	3	2.40	100	3	0.60	3
							<b>Total</b>	<b>33</b>
							<b>Average</b>	<b>3</b>



45  
Principal  
Guru Nanak College  
BUDHLADA